



Cartersville School System

KELLEY A. DIAL, *PRESIDENT*
TRAVIS POPHAM, *VICE PRESIDENT*
S. PAT BROADNAX, *SECRETARY*

FLOYD BRAID
TIM CHASON
CAROLYN JOHNSON
LOUISE PANTER

MARC R. FEUERBACH, Ed.D.
SUPERINTENDENT

KENNETH CLOUSE, Ed.S.
ASSISTANT SUPERINTENDENT

REQUEST FOR PROPOSAL

January 8, 2019

Dear Sir or Madam:

The Cartersville School System invites you to submit a proposal on the following items.

Provide and Install Network Cabling/ Fiber Including Termination, Data Rack and Miscellaneous Materials for the New Athletic Facility at Cartersville High School

Return your sealed pricing bid clearly marked on the outside of the envelope or package to:

**Dr. Marc Feuerbach, Superintendent
Cartersville School System
RFP # 0400-0108-107 ENCLOSED
P.O. Box 3310, 15 Nelson Street
Cartersville, Georgia 30120**

no later than 2:00 p.m., Wednesday, February 6, 2019.

The Cartersville School Board reserves the right to accept and/or reject any and all bids.

We invite your participation.

Respectfully,

Marc Feuerbach, Ed.D.
Superintendent

Enclosures

INSTRUCTION TO BIDDERS

1. Proposals are due no later than 2:00 PM., Wednesday, February 6, 2019, and shall be opened publicly at that time.
2. **Proposals must be submitted on the forms enclosed.** Bidders may attach other appropriate information to best evaluate the proposal.
3. Proposals must meet the requirements relating to all Georgia Department of Education guidelines.
4. **There will be a mandatory pre-bid meeting will be held on Tuesday , January 22, 2019 @ 10:00 AM EST. at the Cartersville City Schools Central Office located at 15 Nelson Street, Cartersville Georgia. Those in attendance will have the opportunity to inspect the site for measurements, review bid documents and ask any questions at that time.**
5. The Cartersville School Board reserves the right to accept or reject any and all proposals.
6. Work is to begin no earlier than February 18, 2019 and must be completed no later than March 29, 2019.
7. Payment will be made within 30 days of the completion of project.
8. Proposals will be evaluated on price, starting date and completion date.
9. Contractor must provide a copy of **Certificate of Liability Insurance, E-Verification number, Workers Compensation Insurance and a W-9 form.**
10. Further information regarding the RFP can be obtained by email only:

Kristy Hovers
Director of Technology
Cartersville City Schools
khovers@cartersvilleschools.org

David Hutcheson
Network Administrator
Cartersville City Schools
dhutcheson@cartersvilleschools.org

PROPOSAL FORM

Please include this cover sheet as (page 1) of your proposal

Cartersville School System
P.O. Box 3310
15 Nelson Street
Cartersville, Georgia 30120

We have carefully examined and fully understand the Instructions to Bidders and other documents found in the specifications as prepared by you.

We propose to enter into a contract to furnish the materials and deliver services as specified at the price listed below. We also assure you that a company representative will be readily available to assist in reviewing the materials and services.

Total bid proposal price for Provide and Install Network Cabling/ Fiber Including Termination, Data Rack and Miscellaneous Materials for the New Athletic Facility at Cartersville High School

\$ _____

Name of Company

Signature of Company Representative Authorized to Submit this Proposal

Printed Name of Representative

Business Address/ Street, City, State, Zip Code

Phone Number

Fax Number

Email

Office use only

SCOPE OF WORK

1. Provide and install wiring, cover plates and modules to 155 data drops terminate, label at both ends and verification testing.
2. Install and termination of vendor supplied fiber optic cable from MDF to data, label at both ends and verification testing.

Equipment Requiring Cat6

| | |
|----------------|--------|
| CCTV | Yellow |
| Access Control | White |
| WAP | Orange |
| Data | Blue |
| DDC | Gray |

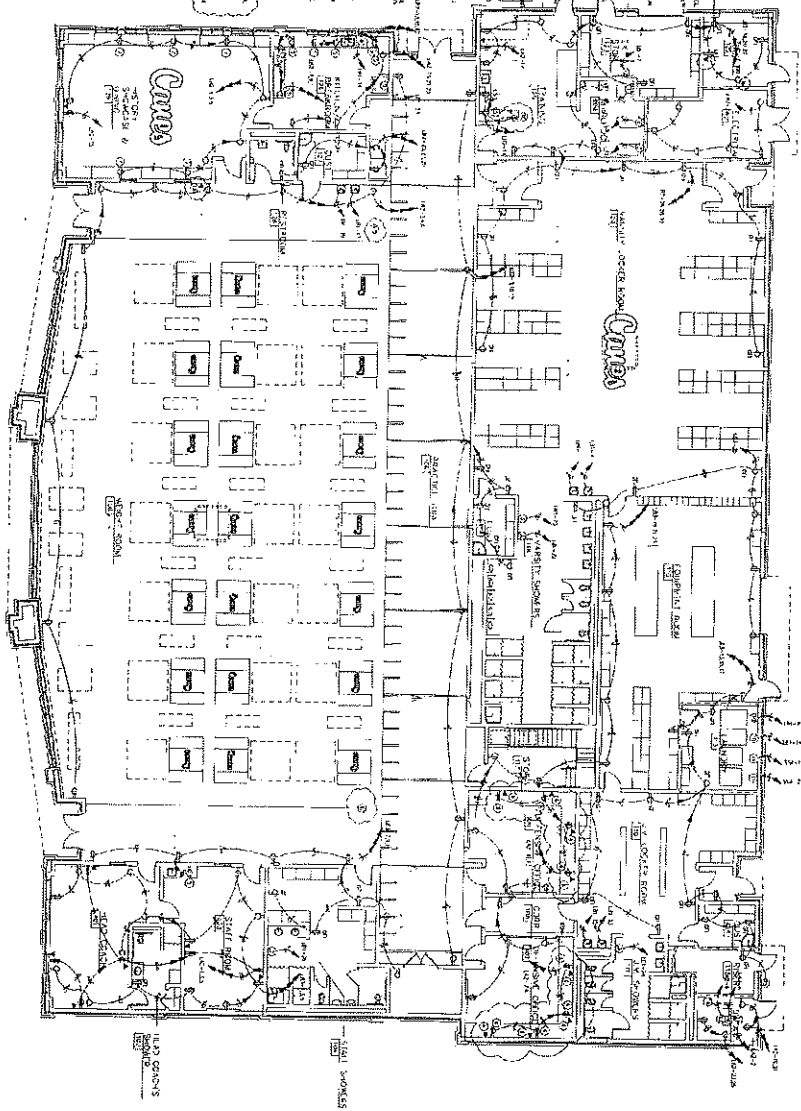
SPECIFICATIONS

| | |
|------------------------------|--|
| Data Rack: | Rack Solutions # 151-42U or comparable |
| Patch Panel: | Panduit 48 Port Cat6 |
| Plates & Modules: | Panduit Cat6 |
| Cabling: | Cat6 |
| Fiber Optic: | Multi-Mode |
| UPS: | ACP 2200 |

Please see the following five attachments:


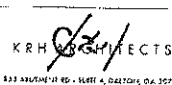
2. FIELD NOTES
 CONTRACTOR TO VERIFY ALL DIMENSIONS FOR THE FIELD NOTES. THE CONTRACTOR SHALL BE RESPONSIBLE FOR VERIFYING ALL DIMENSIONS AND LOCATIONS OF ALL UTILITIES AND STRUCTURES. THE CONTRACTOR SHALL BE RESPONSIBLE FOR OBTAINING ALL NECESSARY PERMITS AND APPROVALS. THE CONTRACTOR SHALL BE RESPONSIBLE FOR PROTECTING ALL EXISTING UTILITIES AND STRUCTURES. THE CONTRACTOR SHALL BE RESPONSIBLE FOR MAINTAINING ALL ACCESS TO ADJACENT PROPERTIES. THE CONTRACTOR SHALL BE RESPONSIBLE FOR MAINTAINING ALL RECORDS OF ALL WORK DONE. THE CONTRACTOR SHALL BE RESPONSIBLE FOR OBTAINING ALL NECESSARY PERMITS AND APPROVALS. THE CONTRACTOR SHALL BE RESPONSIBLE FOR PROTECTING ALL EXISTING UTILITIES AND STRUCTURES. THE CONTRACTOR SHALL BE RESPONSIBLE FOR MAINTAINING ALL ACCESS TO ADJACENT PROPERTIES. THE CONTRACTOR SHALL BE RESPONSIBLE FOR MAINTAINING ALL RECORDS OF ALL WORK DONE.

1. ALL DIMENSIONS ARE TO FACE UNLESS OTHERWISE NOTED.
2. ALL DIMENSIONS ARE TO FACE UNLESS OTHERWISE NOTED.
3. ALL DIMENSIONS ARE TO FACE UNLESS OTHERWISE NOTED.
4. ALL DIMENSIONS ARE TO FACE UNLESS OTHERWISE NOTED.
5. ALL DIMENSIONS ARE TO FACE UNLESS OTHERWISE NOTED.
6. ALL DIMENSIONS ARE TO FACE UNLESS OTHERWISE NOTED.
7. ALL DIMENSIONS ARE TO FACE UNLESS OTHERWISE NOTED.
8. ALL DIMENSIONS ARE TO FACE UNLESS OTHERWISE NOTED.
9. ALL DIMENSIONS ARE TO FACE UNLESS OTHERWISE NOTED.
10. ALL DIMENSIONS ARE TO FACE UNLESS OTHERWISE NOTED.
11. ALL DIMENSIONS ARE TO FACE UNLESS OTHERWISE NOTED.
12. ALL DIMENSIONS ARE TO FACE UNLESS OTHERWISE NOTED.
13. ALL DIMENSIONS ARE TO FACE UNLESS OTHERWISE NOTED.
14. ALL DIMENSIONS ARE TO FACE UNLESS OTHERWISE NOTED.
15. ALL DIMENSIONS ARE TO FACE UNLESS OTHERWISE NOTED.
16. ALL DIMENSIONS ARE TO FACE UNLESS OTHERWISE NOTED.
17. ALL DIMENSIONS ARE TO FACE UNLESS OTHERWISE NOTED.
18. ALL DIMENSIONS ARE TO FACE UNLESS OTHERWISE NOTED.
19. ALL DIMENSIONS ARE TO FACE UNLESS OTHERWISE NOTED.
20. ALL DIMENSIONS ARE TO FACE UNLESS OTHERWISE NOTED.

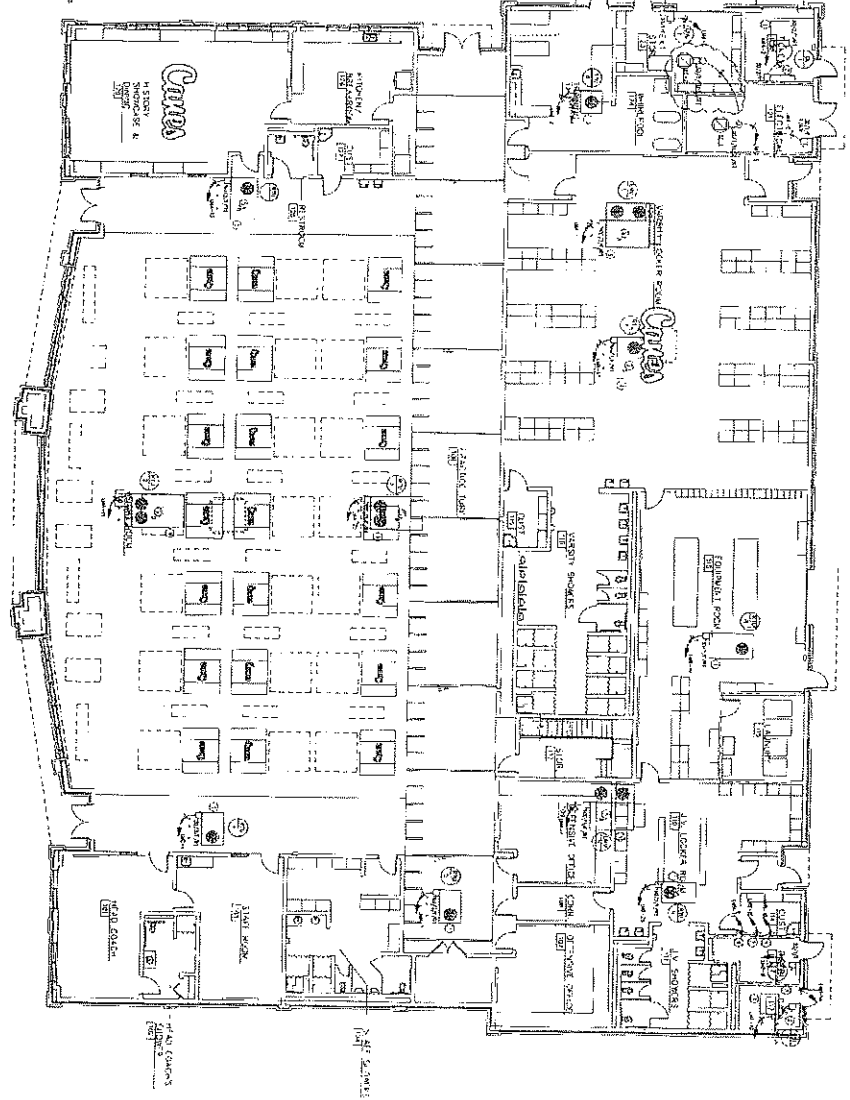
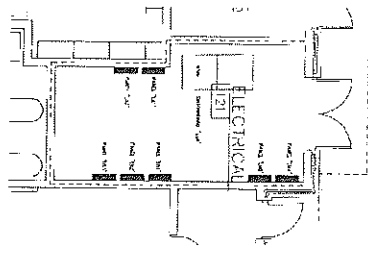


FLOOR PLAN - POWER
 SCALE: 1/8" = 1'-0"

FOR CONSTRUCTION

| | | | |
|--|--|------------------------|--------------------|
|  A New Fieldhouse for CARTERSVILLE HIGH SCHOOL 320 E. CHURCH ST., CARTERSVILLE, GA 30120 CARTERSVILLE CITY SCHOOLS |  KRH ARCHITECTS 1225 W. HIGHWAY 90, SUITE 9, DALTON, GA 30702 706-875-1000 | PROJECT NO.: 16-C03 | DATE: 11/21/17 |
| | | DRAWING NO.: E.2.1 | SCALE: AS SHOWN |

- GENERAL NOTES:**
1. CONTRACTOR SHALL VERIFY ALL DIMENSIONS AND LOCATIONS OF ALL EXISTING AND PROPOSED EQUIPMENT AND SHALL BE RESPONSIBLE FOR OBTAINING ALL NECESSARY PERMITS AND APPROVALS FROM ALL APPLICABLE AGENCIES AND AUTHORITIES.
 2. CONTRACTOR SHALL VERIFY ALL DIMENSIONS AND LOCATIONS OF ALL EXISTING AND PROPOSED EQUIPMENT AND SHALL BE RESPONSIBLE FOR OBTAINING ALL NECESSARY PERMITS AND APPROVALS FROM ALL APPLICABLE AGENCIES AND AUTHORITIES.
 3. CONTRACTOR SHALL VERIFY ALL DIMENSIONS AND LOCATIONS OF ALL EXISTING AND PROPOSED EQUIPMENT AND SHALL BE RESPONSIBLE FOR OBTAINING ALL NECESSARY PERMITS AND APPROVALS FROM ALL APPLICABLE AGENCIES AND AUTHORITIES.
 4. CONTRACTOR SHALL VERIFY ALL DIMENSIONS AND LOCATIONS OF ALL EXISTING AND PROPOSED EQUIPMENT AND SHALL BE RESPONSIBLE FOR OBTAINING ALL NECESSARY PERMITS AND APPROVALS FROM ALL APPLICABLE AGENCIES AND AUTHORITIES.
 5. CONTRACTOR SHALL VERIFY ALL DIMENSIONS AND LOCATIONS OF ALL EXISTING AND PROPOSED EQUIPMENT AND SHALL BE RESPONSIBLE FOR OBTAINING ALL NECESSARY PERMITS AND APPROVALS FROM ALL APPLICABLE AGENCIES AND AUTHORITIES.
 6. CONTRACTOR SHALL VERIFY ALL DIMENSIONS AND LOCATIONS OF ALL EXISTING AND PROPOSED EQUIPMENT AND SHALL BE RESPONSIBLE FOR OBTAINING ALL NECESSARY PERMITS AND APPROVALS FROM ALL APPLICABLE AGENCIES AND AUTHORITIES.
 7. CONTRACTOR SHALL VERIFY ALL DIMENSIONS AND LOCATIONS OF ALL EXISTING AND PROPOSED EQUIPMENT AND SHALL BE RESPONSIBLE FOR OBTAINING ALL NECESSARY PERMITS AND APPROVALS FROM ALL APPLICABLE AGENCIES AND AUTHORITIES.
 8. CONTRACTOR SHALL VERIFY ALL DIMENSIONS AND LOCATIONS OF ALL EXISTING AND PROPOSED EQUIPMENT AND SHALL BE RESPONSIBLE FOR OBTAINING ALL NECESSARY PERMITS AND APPROVALS FROM ALL APPLICABLE AGENCIES AND AUTHORITIES.
 9. CONTRACTOR SHALL VERIFY ALL DIMENSIONS AND LOCATIONS OF ALL EXISTING AND PROPOSED EQUIPMENT AND SHALL BE RESPONSIBLE FOR OBTAINING ALL NECESSARY PERMITS AND APPROVALS FROM ALL APPLICABLE AGENCIES AND AUTHORITIES.
 10. CONTRACTOR SHALL VERIFY ALL DIMENSIONS AND LOCATIONS OF ALL EXISTING AND PROPOSED EQUIPMENT AND SHALL BE RESPONSIBLE FOR OBTAINING ALL NECESSARY PERMITS AND APPROVALS FROM ALL APPLICABLE AGENCIES AND AUTHORITIES.

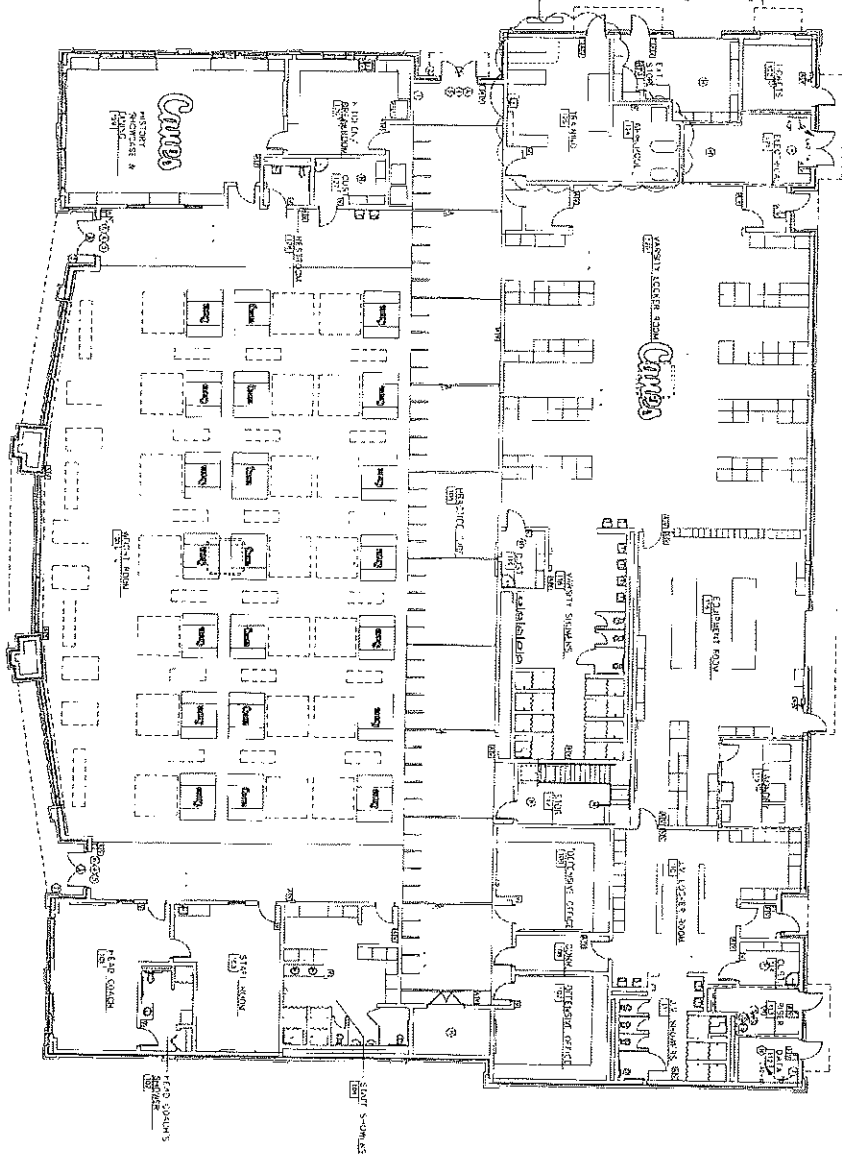


FOR CONSTRUCTION

| | | | | | | |
|--|---|------|--|--|-----------|--------|
| | A New Fieldhouse for: CARTERSVILLE HIGH SCHOOL 320 E. CHURCH ST., CARTERSVILLE, GA 30120 CARTERSVILLE CITY SCHOOLS | | | 853 ARBONNET RD - SUITE A, DAITOH, GA 30721 TEL: (706) 827-8888 | SHEET NO. | DATE |
| | E2.2 | 0000 | | | 11/21/17 | 6.00.3 |

- GENERAL NOTES:**
1. ALL WORK SHALL BE IN ACCORDANCE WITH THE LATEST EDITIONS OF THE BUILDING CODES AND ALL APPLICABLE LOCAL ORDINANCES.
 2. ALL WORK SHALL BE IN ACCORDANCE WITH THE LATEST EDITIONS OF THE BUILDING CODES AND ALL APPLICABLE LOCAL ORDINANCES.
 3. ALL WORK SHALL BE IN ACCORDANCE WITH THE LATEST EDITIONS OF THE BUILDING CODES AND ALL APPLICABLE LOCAL ORDINANCES.
 4. ALL WORK SHALL BE IN ACCORDANCE WITH THE LATEST EDITIONS OF THE BUILDING CODES AND ALL APPLICABLE LOCAL ORDINANCES.
 5. ALL WORK SHALL BE IN ACCORDANCE WITH THE LATEST EDITIONS OF THE BUILDING CODES AND ALL APPLICABLE LOCAL ORDINANCES.

- NOTES:**
1. ALL WORK SHALL BE IN ACCORDANCE WITH THE LATEST EDITIONS OF THE BUILDING CODES AND ALL APPLICABLE LOCAL ORDINANCES.
 2. ALL WORK SHALL BE IN ACCORDANCE WITH THE LATEST EDITIONS OF THE BUILDING CODES AND ALL APPLICABLE LOCAL ORDINANCES.
 3. ALL WORK SHALL BE IN ACCORDANCE WITH THE LATEST EDITIONS OF THE BUILDING CODES AND ALL APPLICABLE LOCAL ORDINANCES.
 4. ALL WORK SHALL BE IN ACCORDANCE WITH THE LATEST EDITIONS OF THE BUILDING CODES AND ALL APPLICABLE LOCAL ORDINANCES.
 5. ALL WORK SHALL BE IN ACCORDANCE WITH THE LATEST EDITIONS OF THE BUILDING CODES AND ALL APPLICABLE LOCAL ORDINANCES.



① FLOOR PLAN - DOOR ACCESS, FIRE ALARM
SCALE: 1/8" = 1'-0"

FOR CONSTRUCTION

| | | | |
|--|---|-----------------------------|--------------------------------|
|  <p>A New Fieldhouse for: CARTERSVILLE HIGH SCHOOL 320 E. CHURCH ST., CARTERSVILLE, GA 30120 CARTERSVILLE CITY SCHOOLS</p> |  <p>KRH ARCHITECTS 855 GOLFVIEW RD - SUITE 4, DALYSP, GA 30721 TEL: (706) 326-2552</p> | <p>PROJECT NO: 0020</p> | <p>DATE: 11/21/17</p> |
| | | | <p>SCALE: 1/8" = 1'-0"</p> |

DRAWING NO:
F.3.1

SCALE:
1/8" = 1'-0"

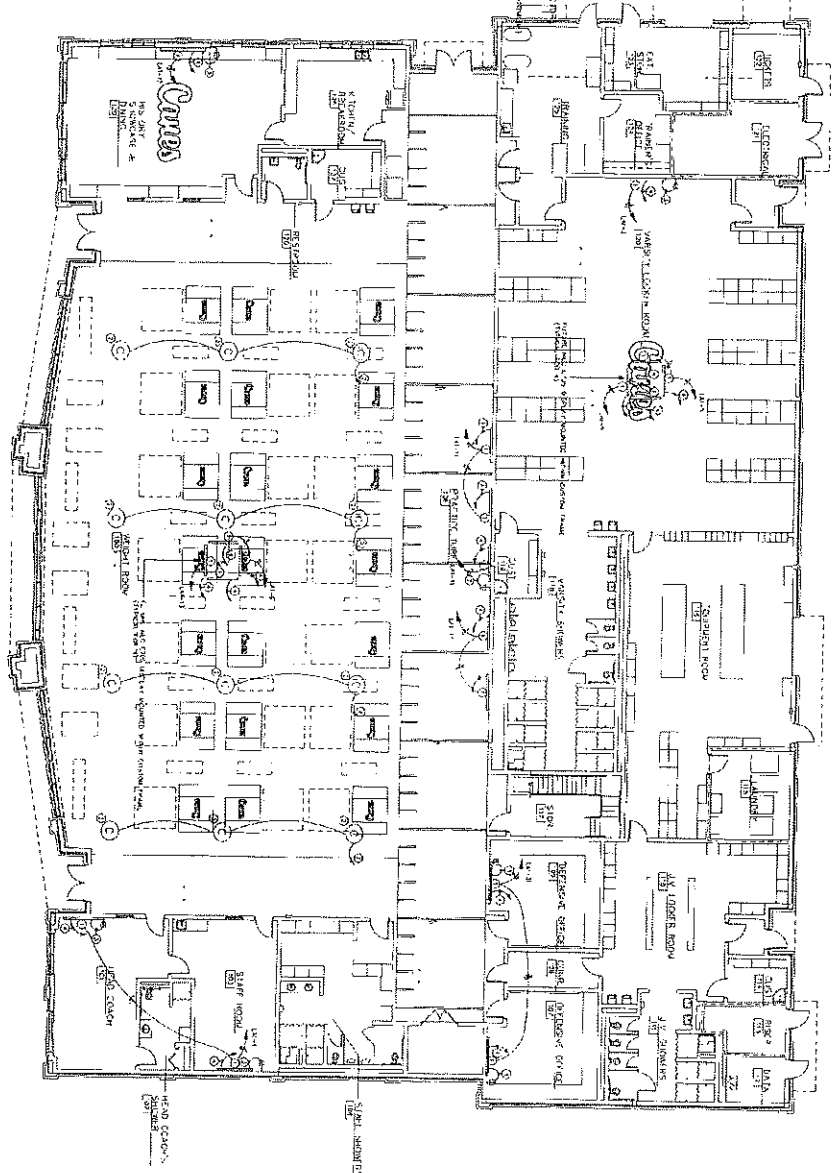
GENERAL NOTES:
 1. ALL WORK SHALL BE ACCORDING TO THE LATEST EDITIONS OF THE NATIONAL ELECTRICAL CODE, THE NATIONAL MECHANICAL CODE, THE NATIONAL PLUMBING CODE, AND THE NATIONAL FIRE ALARMS CODE.
 2. ALL WORK SHALL BE ACCORDING TO THE LATEST EDITIONS OF THE NATIONAL ELECTRICAL CODE, THE NATIONAL MECHANICAL CODE, THE NATIONAL PLUMBING CODE, AND THE NATIONAL FIRE ALARMS CODE.
 3. ALL WORK SHALL BE ACCORDING TO THE LATEST EDITIONS OF THE NATIONAL ELECTRICAL CODE, THE NATIONAL MECHANICAL CODE, THE NATIONAL PLUMBING CODE, AND THE NATIONAL FIRE ALARMS CODE.
 4. ALL WORK SHALL BE ACCORDING TO THE LATEST EDITIONS OF THE NATIONAL ELECTRICAL CODE, THE NATIONAL MECHANICAL CODE, THE NATIONAL PLUMBING CODE, AND THE NATIONAL FIRE ALARMS CODE.

LEGEND

① - 100V LIGHT PANELS 300-400 VA CIRCULAR WITH 10 IN. SQUARE PANELS
 ② - 120V LIGHT PANELS 300-400 VA CIRCULAR WITH 10 IN. SQUARE PANELS
 ③ - 200V LIGHT PANELS 300-400 VA CIRCULAR WITH 10 IN. SQUARE PANELS
 ④ - 240V LIGHT PANELS 300-400 VA CIRCULAR WITH 10 IN. SQUARE PANELS
 ⑤ - 277V LIGHT PANELS 300-400 VA CIRCULAR WITH 10 IN. SQUARE PANELS
 ⑥ - 480V LIGHT PANELS 300-400 VA CIRCULAR WITH 10 IN. SQUARE PANELS
 ⑦ - 120V LIGHT PANELS 300-400 VA CIRCULAR WITH 10 IN. SQUARE PANELS
 ⑧ - 200V LIGHT PANELS 300-400 VA CIRCULAR WITH 10 IN. SQUARE PANELS
 ⑨ - 240V LIGHT PANELS 300-400 VA CIRCULAR WITH 10 IN. SQUARE PANELS
 ⑩ - 277V LIGHT PANELS 300-400 VA CIRCULAR WITH 10 IN. SQUARE PANELS
 ⑪ - 480V LIGHT PANELS 300-400 VA CIRCULAR WITH 10 IN. SQUARE PANELS
 ⑫ - 120V LIGHT PANELS 300-400 VA CIRCULAR WITH 10 IN. SQUARE PANELS
 ⑬ - 200V LIGHT PANELS 300-400 VA CIRCULAR WITH 10 IN. SQUARE PANELS
 ⑭ - 240V LIGHT PANELS 300-400 VA CIRCULAR WITH 10 IN. SQUARE PANELS
 ⑮ - 277V LIGHT PANELS 300-400 VA CIRCULAR WITH 10 IN. SQUARE PANELS
 ⑯ - 480V LIGHT PANELS 300-400 VA CIRCULAR WITH 10 IN. SQUARE PANELS

| NO. | DESCRIPTION | QUANTITY | UNIT |
|-----|---|----------|------|
| 1 | 120V LIGHT PANELS 300-400 VA CIRCULAR WITH 10 IN. SQUARE PANELS | 10 | EA |
| 2 | 200V LIGHT PANELS 300-400 VA CIRCULAR WITH 10 IN. SQUARE PANELS | 5 | EA |
| 3 | 240V LIGHT PANELS 300-400 VA CIRCULAR WITH 10 IN. SQUARE PANELS | 3 | EA |
| 4 | 277V LIGHT PANELS 300-400 VA CIRCULAR WITH 10 IN. SQUARE PANELS | 2 | EA |
| 5 | 480V LIGHT PANELS 300-400 VA CIRCULAR WITH 10 IN. SQUARE PANELS | 1 | EA |

REVISIONS:
 1. REVISED TO SHOW THE LOCATION OF THE LIGHT PANELS AS SHOWN ON THE ELECTRICAL SYMBOLS SHEET.
 2. REVISED TO SHOW THE LOCATION OF THE LIGHT PANELS AS SHOWN ON THE ELECTRICAL SYMBOLS SHEET.
 3. REVISED TO SHOW THE LOCATION OF THE LIGHT PANELS AS SHOWN ON THE ELECTRICAL SYMBOLS SHEET.
 4. REVISED TO SHOW THE LOCATION OF THE LIGHT PANELS AS SHOWN ON THE ELECTRICAL SYMBOLS SHEET.
 5. REVISED TO SHOW THE LOCATION OF THE LIGHT PANELS AS SHOWN ON THE ELECTRICAL SYMBOLS SHEET.
 6. REVISED TO SHOW THE LOCATION OF THE LIGHT PANELS AS SHOWN ON THE ELECTRICAL SYMBOLS SHEET.
 7. REVISED TO SHOW THE LOCATION OF THE LIGHT PANELS AS SHOWN ON THE ELECTRICAL SYMBOLS SHEET.
 8. REVISED TO SHOW THE LOCATION OF THE LIGHT PANELS AS SHOWN ON THE ELECTRICAL SYMBOLS SHEET.
 9. REVISED TO SHOW THE LOCATION OF THE LIGHT PANELS AS SHOWN ON THE ELECTRICAL SYMBOLS SHEET.
 10. REVISED TO SHOW THE LOCATION OF THE LIGHT PANELS AS SHOWN ON THE ELECTRICAL SYMBOLS SHEET.



① FLOOR PLAN - SYSTEMS

SCALE: 1/8" = 1'-0"

FOR CONSTRUCTION

REVISION NO.
3.3

SYMBOLS FOR
 FLOOR PLAN -
 SYSTEMS



A New Fieldhouse for:
CARTERSVILLE HIGH SCHOOL
 320 E. CHURCH ST., CARTERSVILLE, GA 30120
 CARTERSVILLE CITY SCHOOLS

KRH PROJECTS
 1505 69th Avenue, Suite 200, Atlanta, GA 30341
 404.487.1500

PROJECT NO.
 0000

DATE
 11/21/17

PROJECT NO.
 16-003

